



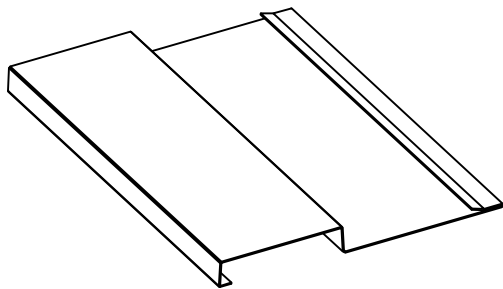
High Caliber Series Wall and Soffit

High Caliber Wall and Soffit Series gives a pleasing Architectural appearance. These panels are interchangeable to give you a variety of design options and the custom look you want within your budget.

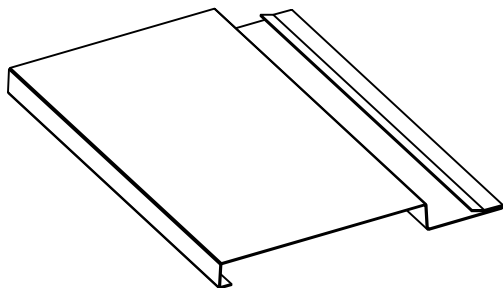
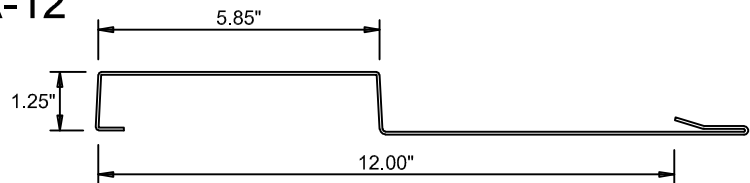
CORE FEATURES

- Coverage Width: 12"
- Panel Rib Height: 1-1/4"
- Panel Attachment: Concealed Fastener
- Gauges: 24 Gauge Standard, 22 Gauge Optional
- Custom MFG. Panel Lengths: 4'-0" to 40'-0"
- Siding Installations: Vertical or Horizontal
- Finishes: Smooth
- Coatings: Zincalume Plus, Cool PVDF and PVDF Printech Wood Grain Series

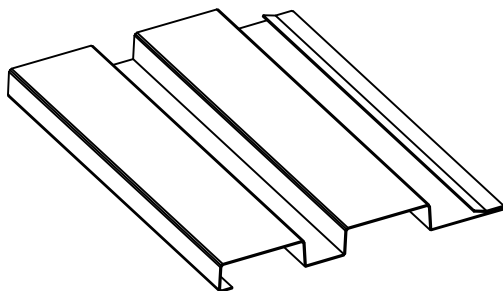

PANEL PROFILES



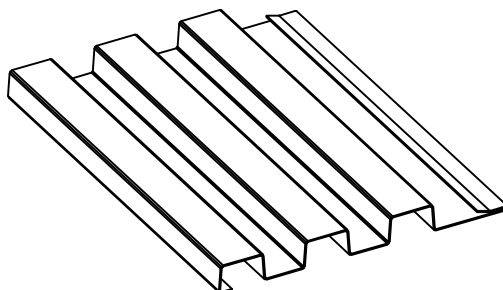
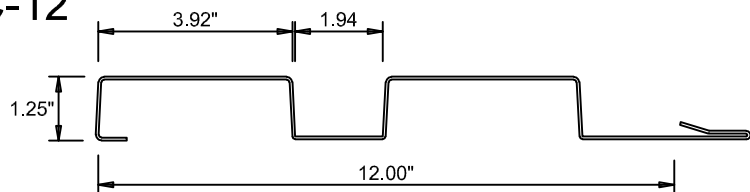
A-12



B-12



C-12



D-12

